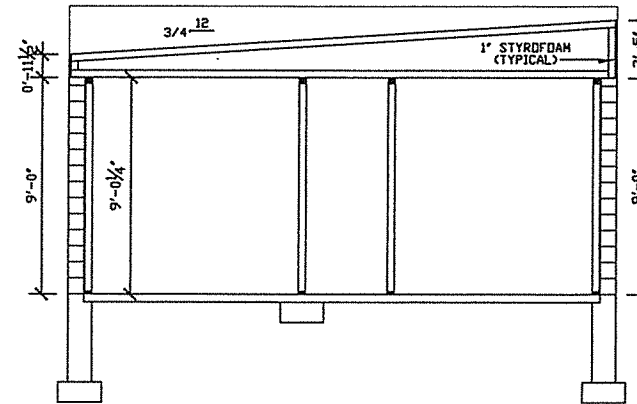
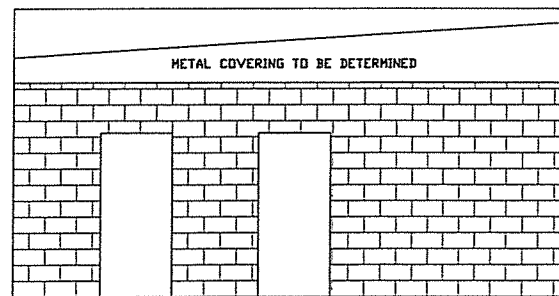


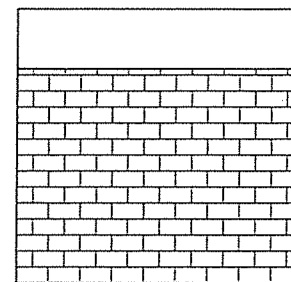
1 MAIN FLOOR PLAN
SCALE: 1/8" = 1'-0"



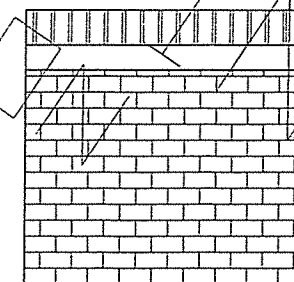
1 SECTION
SCALE: 1/8" = 1'-0"



1 WEST ELEVATION
SCALE: 1/8" = 1'-0"



1 SOUTH ELEVATION
SCALE: 1/8" = 1'-0"



1 NORTH ELEVATION
SCALE: 1/8" = 1'-0"

CONSTRUCTION DRAWINGS

Tyler

HUB BAR ADDRESS
 218-791-0537

DATE: 4-26-19
 REVISED DATE: 4-29-19
 JOB NUMBER: 000000
 DRAWN BY: RDD

SHEET: 1