



City of Grand Forks  
Staff Report  
Committee of the Whole – April 12, 2021  
City Council – April 19, 2021

**APPROVED & ACCEPTED**  
by City Council

04/19/2021

*Maureen Storstad*  
Maureen Storstad  
City Auditor

---

**Agenda Item:** Bids for City Project No. 7539, District No. 737 – Oscarville Paving & Street Lights

---

**Submitted by:** Engineering Department, Edward Liberman (Assistant City Engineer)  
Matthew Maguire (Civil Engineer, Sr.)

---

**Staff Recommended Action:** Award contract to low bidder Strata Corporation in the amount of \$3,887,796.50 for Project No. 7539, District No. 737, Oscarville Paving & Street Lights

---

**Committee Recommended Action:** Motion by Weber, second by Vein, to refer to City Council with a recommendation to approve. Motion carried unanimously.

---

**Council Action:** Motion by Kvamme, second by Mock, to approve on consent agenda. Motion carried unanimously.

---

**BACKGROUND:**

Bids for this project were received on April 8, 2021. A total of 5 bids were received, and 5 bids were opened. A low bid of \$3,887,796.50 was submitted by Strata Corporation. The low bid was approximately 7.3% below the Engineer's Estimate of \$4,192,427.47.

Proposed City Project #7539 consists of installing concrete paving and street lights to serve properties in the Oscarville area. This infrastructure will be installed from 27<sup>th</sup> Ave N. south to 20<sup>th</sup> Ave N., and from N. 44<sup>th</sup> St east to N. 42<sup>nd</sup> St. Pavement, street lights, and sidewalks are not currently installed in this area. The proposed work would replace an existing gravel rural section and ditches with a 2-lane concrete urban roadway with curb & gutter, berms, street lights, and driveway approaches. This project will include the addition of some storm sewer mainline and catch basins to tie into the existing storm sewer infrastructure.

This project is listed in the 2021 City Budget under Fund 4815, "27<sup>th</sup> Ave N (N. 42<sup>nd</sup> Street to N. 44<sup>th</sup> Street)", where \$504K has been budgeted. The budgeted amount accounts for the 80% City cost share for construction of 27<sup>th</sup> Ave N. (classified street). Subsequently, 24<sup>th</sup> Ave. N. was determined to function as a classified street and was recommended for inclusion in the 80% City cost share. During the public input meetings, a number of options were explored for City cost sharing that could make the project more financially viable to the property owners. There

appeared to be a general consensus to keep the classified streets as an 80/20 cost share and to include a 40/60 cost share for the local streets portion of this project. The estimated total City cost share for project #7539 is \$2.107M.

The net effect of this exception to policy resulted in an approximately 50/50 cost share for the overall project, which is a basis that has been previously applied to projects with exceptional circumstances such as this. City Administration considers Oscarville part of the Strategic Infrastructure Growth (SIG) primary sector area. Oscarville is tied (ex. thru wastewater collection, streets) to the agricultural business SIG that is north of the JR Simplot facilities, and since 2015 has received City cost participation for paving, sanitary sewer, and storm sewer infrastructure in the amount of \$1.7M (See attached, "City Projects Cost Share").

Consideration of this project at previous Committee/Council/Public meetings includes:

- January 19<sup>th</sup>, 2021 – Council approved the Engineer's Reports, created the Special Assessment Districts, directed the Engineering Department to prepare Plans & Specifications and advertise for Construction Bids.
- February 18<sup>th</sup>, 2021 – A public input meeting was held.
- March 2<sup>nd</sup>, 2021 – A follow up public input meeting was held.
- March 15<sup>th</sup>, 2021 – Council approved the Plans and Specifications.

#### **ANALYSIS AND FINDINGS OF FACT:**

- The work proposed will consist of concrete paving in the Oscarville area from 27<sup>th</sup> Ave. N. to 20<sup>th</sup> Ave. N. & from N. 44<sup>th</sup> St. to N. 42<sup>nd</sup> St., including installation of new storm sewer, street lighting, and other miscellaneous work.
- Bids were received on April 8, 2021.
- A total of 5 bids were received and opened.
- Bids ranged from \$3,887,796.50 to 4,497,653.55.
- Low bidder was Strata Corporation in the amount of \$3,887,796.50.
- All costs for this project will be special assessed to the benefitting properties except for an 80% City share for classified streets (27<sup>th</sup> & 24<sup>th</sup> Ave N.) and a 40% City share for local streets (20<sup>th</sup> & 26<sup>th</sup> Aves N and N 43<sup>rd</sup> & 44<sup>th</sup> Sts.).
- Total City share is estimated to be \$2.107M. Funding of the City share is to be shared between the Street/Infrastructure Fund 4815 and the Economic Development Fund.
- This project is protestable as per State law, and the protest period is scheduled to expire on April 16, 2021.
- Construction is anticipated to take place during the 2021 and 2022 construction seasons.

#### **SUPPORT MATERIALS:**


- Abstract of Bids Received
- Assessment District Map
- Project Timetable
- City Projects Cost Share
- Excerpt from 2021 City Budget Book (pgs. 178-180, 233)

Abstract of Bids Received  
City Project No. 7539  
Project Name - Paving/Street Lights for Oscarville  
Bid Opening - 2:00 PM on Thursday, April 8, 2021

Contractor		Acknowledge Addendum 1	Bid Bond	Contractor's License	Non-Collusion Affidavit	Base Bid
1	Strata Corporation Grand Forks, ND	n/a	x	x	x	\$3,887,796.50
2	Robinson Excavating Inc. Grand Forks, ND	n/a	x	x	x	\$4,153,768.66
3	Opp Construction Grand Forks, ND	n/a	x	x	x	\$4,246,114.80
4	Ti-Zack Concrete, Inc. Le Center, MN	n/a	x	x	x	\$4,390,560.40
5	KPH Inc. Fargo, ND	n/a	x	x	x	\$4,497,653.55
6						
7						
8						
9						
10						
	<i>Engineer's Estimate</i>					\$4,192,427.47



1215'



27TH AVE N

26TH AVE N

N 42ND ST

24TH AVE N

N 44TH ST




N 43RD ST

20TH AVE N

# PAVING & STREET LIGHTS FOR OSCARVILLE

## LEGEND

PROJECT # 7539  
DISTRICT # 737

-  ASSESSMENT DISTRICT BOUNDARY
-  PROJECT LIMITS
-  CITY LIMITS

 FUTURE ASSESSMENT DISTRICT

## TIMETABLE FOR SPECIAL ASSESSMENT PROJECTS

Project Name Oscarville Paving & Street Lights

Project Number 7539

District No. 737

- Paving
- Street Lighting
- Street Improvement
- Other \_\_\_\_\_

This timetable prepared by MEM

Revised by EJL

Date 11/17/20

Date 3/11/21

Action	Date of Action			Approved
	Other	Committee	Council	
Approval of Engineers Report including estimate. Resolution creating assessment district. Direct engineering to prepare plans & specifications, and advertise for construction bids.		1/11/21	1/19/21	
*Special Assessment Commission to meet to determine preliminary distribution of benefits.	Week of 1/19/21			
*Notices sent to property owners.	Week of 2/5/21			
Approval of plans & specs.		3/8/21	3/15/21	
Resolution of Necessity published.	3/17/21			
**Advertisement for bids prepared.	3/19/21			
Discuss Project. (Optional)		3/22/21		
*Advertisement for bids published.	3/24/21			
***Bids received, opened & tabulated.	4/8/21			
#Recommend award of contract.		4/12/21		We are Here
Expiration of protest period.	4/16/21			
***Certificate as to sufficiency.	4/19/21			
Resolution as to protest and awarding contract.			4/19/21	

\*Responsibility of Finance & Administrative Services Office

\*\*Responsibility of Engineering Department.

\*\*\*Responsibility of Finance & Administrative Service Office & Engineering Department.

#If bids are more than 25% higher than engineers estimate, Finance & Administrative Services Office will notify property owners and protest period will be extended 2 weeks.

**CITY SHARE IN OSCARVILLE PROJECTS**

PROJECT NUMBER	PROJECT NAME	YEAR ASSESSM'TS START	COST OF CONTRACT	CITY SHARE		PERCENT OF CITY SHARE	
7435.00	PAVING REHAB N 42ND ST	2016	\$315,150.49	\$157,575.25	CITY SHARE FROM FUND 4815	50%	
7529.00	SANITARY SEWER N 42/N 44 ST	2018	\$1,072,508.72 <u>\$151,191.14</u> \$1,223,699.86	CONSTRUCTION CONSULTANT	\$136,652.00 RR CROSSING & TRUNK LINE (Bank of ND) (BID PRICE)	100%	
7588.00	SANITARY SEWER N 36TH, N 39TH, 20TH AVE N	2018	\$891,442.00 <u>\$99,400.00</u> \$990,842.00	CONSTRUCTION CONSULTANT	\$73,289.00 <u>\$7,988.00</u> \$81,277.00	SEWAGE PIPE FROM OSCARVILLE TO N 39TH ST ENGINEERING COSTS	8%
7530.00	LIFT STATION #46	2018/2019		CONSTRUCTION COST	\$623,288.00 SERVICE AREA TO OSCARVILLE (20% of service area)	100%	
7540.00	STORM SEWER, POND, LS, DITCH	2021	\$2,890,140.00 \$141,837.00 \$339,595.00 <u>\$181,976.16</u> \$3,553,548.16	CONSTRUCTION DESIGN ENGINEERING CONSTRUCTION ENG LAND ACQUISITION	\$197,143.79 <u>\$460,002.18</u> \$657,145.97	NORMAL CITY SHARE OF POND (Fund 5400) ADD'L CITY SHARE OF POND (FUND 2163)	15% 35%
7539.00	PAVING & ST LIGHTS OSCARVILLE <b>[PROPOSED]</b>	2021/22	\$911,250.00 \$3,014,146.00 <u>\$251,604.00</u> \$4,177,000.00	COLLECTOR STREET LOCAL STREET DRIVEWAYS	\$960,000.00 <u>\$1,147,000.00</u> <u>\$2,107,000.00</u>	CITY SHARE OF COLLECTOR STREET (4815) CITY SHARE TO NORMALIZE LOCAL STREET (2163/4815) (FUND 2163)	80% 40%
			<u>\$10,260,240.51</u>	TOTAL CONSTRUCTION COST WITHOUT MARKUP	<u>\$3,762,938.22</u>	TOTAL CITY SHARE	OF CITY SHARE
						<u>\$3,762,938.22</u> \$10,260,240.51	36.67%



# Economic Development

G/L Account	Account Description	2018 Amended Budget	2018 Actual Amount	2019 Amended Budget	2019 Actual Amount	2020 Adopted Budget	2021 Adopted Budget	
<b>Fund 2163 - Economic Development</b>								
<b>REVENUE</b>								
Department <b>000 - Revenues</b>								
General Sales Tax								
2163.000 302.0010	City Sales Tax	2,083,773.00	2,088,170.61	1,979,584.00	2,121,759.51	1,786,451.00	1,527,458.00	
<i>General Sales Tax Totals</i>		<b>\$2,083,773.00</b>	<b>\$2,088,170.61</b>	<b>\$1,979,584.00</b>	<b>\$2,121,759.51</b>	<b>\$1,786,451.00</b>	<b>\$1,527,458.00</b>	
Charges For Services								
2163.000 333.0060	Special Police Services	20,000.00	35,177.59	20,000.00	27,943.10	20,000.00	10,000.00	
2163.000 339.0113	TIF Applicatin Fee	.00	2,500.00	.00	.00	.00	.00	
<i>Charges For Services Totals</i>		<b>\$20,000.00</b>	<b>\$37,677.59</b>	<b>\$20,000.00</b>	<b>\$27,943.10</b>	<b>\$20,000.00</b>	<b>\$10,000.00</b>	
Interest								
2163.000 356.0010	Interest-Investments	35,193.00	83,480.39	44,576.00	87,903.60	66,613.00	35,267.00	
<i>Interest Totals</i>		<b>\$35,193.00</b>	<b>\$83,480.39</b>	<b>\$44,576.00</b>	<b>\$87,903.60</b>	<b>\$66,613.00</b>	<b>\$35,267.00</b>	
Other Financing Sources								
2163.000 363.0050	Proceeds-Notes	.00	.00	.00	.00	.00	30,000.00	
	<i>Level</i>					<i>Number of Units</i>	<i>Cost Per Unit</i>	<i>Total Amount</i>
	Adopted Budget					1.0000	30,000.00	30,000.00
	<i>Transaction</i>							
	CVB Loan Payback							
						<i>Adopted Budget Totals</i>	<b>\$30,000.00</b>	
<i>Other Financing Sources Totals</i>		<b>\$0.00</b>	<b>\$0.00</b>	<b>\$0.00</b>	<b>\$0.00</b>	<b>\$0.00</b>	<b>\$30,000.00</b>	
Operating Transfers In								
2163.000 370.0010	Operating Transfers In	.00	.00	990,862.00	693,838.27	340,862.00	.00	
<i>Operating Transfers In Totals</i>		<b>\$0.00</b>	<b>\$0.00</b>	<b>\$990,862.00</b>	<b>\$693,838.27</b>	<b>\$340,862.00</b>	<b>\$0.00</b>	
Extraordinary Revenue								
2163.000 374.0000	Unrealized Gain on Invest	.00	.00	.00	49,684.99	.00	.00	
<i>Extraordinary Revenue Totals</i>		<b>\$0.00</b>	<b>\$0.00</b>	<b>\$0.00</b>	<b>\$49,684.99</b>	<b>\$0.00</b>	<b>\$0.00</b>	
Cash Carryover-Budget								
2163.000 390.0010	Cash Carryover-Budget	3,519,362.00	.00	2,339,400.00	.00	5,216,141.00	3,526,712.00	
	<i>Level</i>					<i>Number of Units</i>	<i>Cost Per Unit</i>	<i>Total Amount</i>
	Adopted Budget					1.0000	1,484,354.00	1,484,354.00
	<i>Transaction</i>							
	Adopted Budget					1.0000	86,395.00	86,395.00
	Adopted Budget					1.0000	1,130,678.00	1,130,678.00
	Adopted Budget					1.0000	825,285.00	825,285.00
						<i>Adopted Budget Totals</i>	<b>\$3,526,712.00</b>	
<i>Cash Carryover-Budget Totals</i>		<b>\$3,519,362.00</b>	<b>\$0.00</b>	<b>\$2,339,400.00</b>	<b>\$0.00</b>	<b>\$5,216,141.00</b>	<b>\$3,526,712.00</b>	
<b>REVENUE TOTALS</b>		<b>\$5,658,328.00</b>	<b>\$2,209,328.59</b>	<b>\$5,374,422.00</b>	<b>\$2,981,129.47</b>	<b>\$7,430,067.00</b>	<b>\$5,129,437.00</b>	



# Economic Development

G/L Account	Account Description	2018 Amended Budget	2018 Actual Amount	2019 Amended Budget	2019 Actual Amount	2020 Adopted Budget	2021 Adopted Budget	
<b>Fund 2163 - Economic Development</b>								
<b>EXPENSE</b>								
Department <b>100 - Expenditures</b>								
<i>Personnel Services</i>								
2163.100 400.0010	Wages & Salary-Permanent	600.00	592.45	.00	.00	.00	.00	
2163.100 400.0030	Wages & Salary-Overtime	69,000.00	67,465.56	65,000.00	55,742.64	65,000.00	55,715.00	
<i>Personnel Services Totals</i>		\$69,600.00	\$68,058.01	\$65,000.00	\$55,742.64	\$65,000.00	\$55,715.00	
<i>Fringe Benefits</i>								
2163.100 401.0010	FICA OASDI-Employer	4,050.00	4,005.02	4,050.00	3,323.00	4,050.00	3,471.00	
2163.100 401.0015	FICA Medicare-Employer	950.00	936.73	950.00	777.07	950.00	814.00	
<i>Fringe Benefits Totals</i>		\$5,000.00	\$4,941.75	\$5,000.00	\$4,100.07	\$5,000.00	\$4,285.00	
<i>Contractual Services</i>								
2163.100 430.0015	Contracted Personnel Svcs.	96,800.00	146,337.50	83,855.00	94,748.44	.00	.00	
2163.100 430.0030	Lease & Rental	.00	.00	300.00	300.00	.00	.00	
2163.100 430.0090	Advertising	2,100.00	2,045.60	90.00	42.66	.00	.00	
2163.100 430.0150	Consultants	11,000.00	10,538.44	11,350.00	11,346.12	.00	.00	
<i>Contractual Services Totals</i>		\$109,900.00	\$158,921.54	\$95,595.00	\$106,437.22	\$0.00	\$0.00	
<i>Maintenance Structures</i>								
2163.100 440.0010	Mtce Buildings & Grounds	.00	.00	25,010.00	19,184.45	.00	.00	
<i>Maintenance Structures Totals</i>		\$0.00	\$0.00	\$25,010.00	\$19,184.45	\$0.00	\$0.00	
<i>Other Operating Expenses</i>								
2163.100 460.0040	Postage	6.00	5.72	6.00	5.72	.00	.00	
2163.100 460.0160	Grant/Loan Expense	.00	.00	5,900.00	8,262.86	.00	.00	
2163.100 460.0250	Special Assessment Prin.	.00	.00	.00	.00	31,610.00	.00	
2163.100 470.0010	Contributions	492,904.00	590,140.73	695,715.00	751,253.85	747,290.00	895,605.00	
<i>Level</i>	<i>Transaction</i>					<i>Number of Units</i>	<i>Cost Per Unit</i>	<i>Total Amount</i>
Adopted Budget	GF Economic Development Corporation					1.0000	310,750.00	310,750.00
Adopted Budget	Air Base Retention					1.0000	185,000.00	185,000.00
Adopted Budget	Special Events (CK to GF Convention & Visitors Bureau)					1.0000	128,285.00	128,285.00
Adopted Budget	Arts Regranting (CK to Community Foundation of GF/EGF)					1.0000	128,285.00	128,285.00
Adopted Budget	Human Needs					1.0000	143,285.00	143,285.00
<b>Adopted Budget Totals</b>								<b>\$895,605.00</b>



# Economic Development

G/L Account	Account Description	2018 Amended Budget	2018 Actual Amount	2019 Amended Budget	2019 Actual Amount	2020 Adopted Budget	2021 Adopted Budget	
2163.100 470.0019	Special Events	1.00	.47	.00	.00	.00	.00	
2163.100 470.0021	Beautification	.00	.00	6,125.00	6,125.00	.00	.00	
2163.100 470.0040	Contingency	200,000.00	50,252.67	89,918.00	71,973.06	1,025,285.00	350,000.00	
	<i>Level Transaction</i>					<i>Number of Units</i>	<i>Cost Per Unit</i>	<i>Total Amount</i>
	Adopted Budget Infrastructure					1.0000	50,000.00	50,000.00
	Adopted Budget Strategic Initiatives					1.0000	50,000.00	50,000.00
	Adopted Budget Alerus Center Operations					1.0000	250,000.00	250,000.00
						Adopted Budget Totals		\$350,000.00
	<i>Other Operating Expenses Totals</i>	\$692,911.00	\$640,399.59	\$797,664.00	\$837,620.49	\$1,804,185.00	\$1,245,605.00	
	<i>Operating Transfers Out</i>							
2163.100 900.0010	Operating Transfers Out	1,809,168.00	1,788,318.00	1,798,990.00	1,798,982.81	978,919.00	457,671.00	
	<i>Level Transaction</i>					<i>Number of Units</i>	<i>Cost Per Unit</i>	<i>Total Amount</i>
	Adopted Budget To 5200 - Share of 3rd BND Loan Reserve - 4/5th					1.0000	31,020.00	31,020.00
	Adopted Budget To 5200 - Share of 3rd BND Loan P&I					1.0000	247,013.00	247,013.00
	Adopted Budget To 5996 BRIC Coord (25%)					1.0000	14,507.00	14,507.00
	Adopted Budget To 1100 - contingent on need					1.0000	165,131.00	165,131.00
						Adopted Budget Totals		\$457,671.00
	<i>Operating Transfers Out Totals</i>	\$1,809,168.00	\$1,788,318.00	\$1,798,990.00	\$1,798,982.81	\$978,919.00	\$457,671.00	
	<i>Capital Outlay</i>							
2163.100 650.0010	Work In Progress	.00	.00	84,692.00	64,267.05	.00	.00	
	<i>Capital Outlay Totals</i>	\$0.00	\$0.00	\$84,692.00	\$64,267.05	\$0.00	\$0.00	
	<i>Non-Current Outlay</i>							
2163.100 996.0000	Non-Current Outlays	.00	.00	688,720.00	.00	466,632.00	.00	
	<i>Non-Current Outlay Totals</i>	\$0.00	\$0.00	\$688,720.00	\$0.00	\$466,632.00	\$0.00	
	<i>Extraordinary Expense</i>							
2163.100 994.0000	Unrealized Loss on Invest	.00	8,940.95	.00	.00	.00	.00	
	<i>Extraordinary Expense Totals</i>	\$0.00	\$8,940.95	\$0.00	\$0.00	\$0.00	\$0.00	
	<b>EXPENSE TOTALS</b>	\$2,686,579.00	\$2,669,579.84	\$3,560,671.00	\$2,886,334.73	\$3,319,736.00	\$1,763,276.00	
	Fund <b>2163 - Economic Development Totals</b>							
	<b>REVENUE TOTALS</b>	\$5,658,328.00	\$2,209,328.59	\$5,374,422.00	\$2,981,129.47	\$7,430,067.00	\$5,129,437.00	
	<b>EXPENSE TOTALS</b>	\$2,686,579.00	\$2,669,579.84	\$3,560,671.00	\$2,886,334.73	\$3,319,736.00	\$1,763,276.00	
	<b>Fund 2163 - Economic Development Totals</b>	\$2,971,749.00	(\$460,251.25)	\$1,813,751.00	\$94,794.74	\$4,110,331.00	\$3,366,161.00	





# Street & Infrastructure Fund

G/L Account	Account Description	2018 Amended Budget	2018 Actual Amount	2019 Amended Budget	2019 Actual Amount	2020 Adopted Budget	2021 Mayor's Budget	
<i>Capital Outlay</i>								
4815.100 650.0010	Work In Progress	7,397,059.00	2,876,328.71	12,937,678.00	4,939,989.83	12,935,559.00	12,222,000.00	
Budget Transactions								
<i>Level</i>	<i>Transaction</i>					<i>Number of Units</i>	<i>Cost Per Unit</i>	<i>Total Amount</i>
Mayor's Budget	Minor Intersection Improvement					1.0000	80,000.00	80,000.00
Mayor's Budget	Transportation Studies					1.0000	80,000.00	80,000.00
Mayor's Budget	Pavement Management					1.0000	10,000.00	10,000.00
Mayor's Budget	Bikepath Maintenance					1.0000	50,000.00	50,000.00
Mayor's Budget	Bikepath Development (New)					1.0000	250,000.00	250,000.00
Mayor's Budget	Traffic Signal - S Washington & 36th Ave S)					1.0000	750,000.00	750,000.00
Mayor's Budget	Cherry Street (60th to 62nd Ave S.)					1.0000	616,000.00	616,000.00
Mayor's Budget	N. 3rd St. (Demers Ave. to University Ave.)					1.0000	1,511,000.00	1,511,000.00
Mayor's Budget	N. Columbia Rd Reconstruct (Overpass to 4th)					1.0000	2,000,000.00	2,000,000.00
Mayor's Budget	Traffic Signal & School Beacon Interconnect					1.0000	100,000.00	100,000.00
Mayor's Budget	Demers Streetscape					1.0000	500,000.00	500,000.00
Mayor's Budget	S 20th St. (62nd Ave S to 66th Ave S)					1.0000	672,000.00	672,000.00
Mayor's Budget	School Flashing Beacons					1.0000	70,000.00	70,000.00
Mayor's Budget	44th Ave South (S 17th St to Tamarack Drive)					1.0000	250,000.00	250,000.00
Mayor's Budget	N 4th St. (Demers Ave to 1st Ave N)					1.0000	300,000.00	300,000.00
Mayor's Budget	Environmental Assessment for 32nd Ave S & 47th Ave S)					1.0000	1,500,000.00	1,500,000.00
Mayor's Budget	I-29 RR Bridge North of Gateway - Painting					1.0000	50,000.00	50,000.00
Mayor's Budget	Gateway Dr (55th to 69th) Chip Seal					1.0000	50,000.00	50,000.00
Mayor's Budget	Traffic Signal Mtce					1.0000	160,000.00	160,000.00
Mayor's Budget	Minor Street Repair					1.0000	184,000.00	184,000.00
Mayor's Budget	Street Mtce Program (3% Increase per Year)					1.0000	1,830,000.00	1,830,000.00
Mayor's Budget	Intelligent Transportation System					1.0000	85,000.00	85,000.00
Mayor's Budget	Diamond Grade Reflectivity of Signs					1.0000	20,000.00	20,000.00
Mayor's Budget	Maintenance of Street Lights					1.0000	100,000.00	100,000.00
Mayor's Budget	Gateway Dr. I-29 Interchange Slide Repair					1.0000	100,000.00	100,000.00
Mayor's Budget	Traffic Signal (47th Ave S & S 20th St)					1.0000	400,000.00	400,000.00
<b>Mayor's Budget</b>	<b>27th Ave N (N. 42nd Street to N. 44th Street)</b>					<b>1.0000</b>	<b>504,000.00</b>	<b>504,000.00</b>
Mayor's Budget Totals							<b>\$12,222,000.00</b>	